



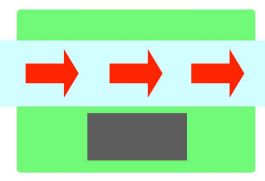

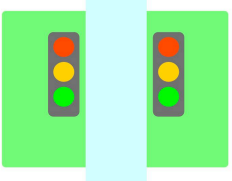





Improve your listening: Giving directions - exercises

Do the preparation exercise first. Then look at the map and listen to the directions while you do the exercises.

Preparation

Do this exercise before you listen. Write the correct word in the boxes below the picture.

turn left	roundabout	next to	go past	take the second left
turn right	opposite	take the second right	traffic lights	go straight on
				
				

1. Check your understanding: gap fill

Do this exercise while you listen.



- A. The speaker gives directions to the _____
- B. The speaker gives directions to the _____
- C. The speaker gives directions to the _____
- D. The speaker gives directions to the _____

2. Check your understanding: gap fill

Do this exercise while you listen. Complete the gaps with a word from the box.

take	past	on
straight	At	second
	Go	

1. Go _____ on.
2. _____ past the traffic lights.
3. It's the building next to the library _____ the left.
4. _____ the roundabout turn left.
5. Then _____ the first left on to Green Street.
6. Go _____ the traffic lights and take the _____ right on to King's Road.

What do you do when you get lost in a town or city?

Vocabulary Box Write any new words you have learnt in this lesson.