

**Writing skills practice: Writing about a bar chart – answers**

Answers to **Writing about a bar chart – exercises**

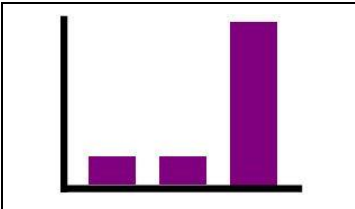
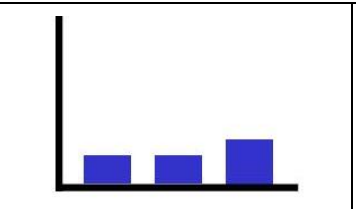
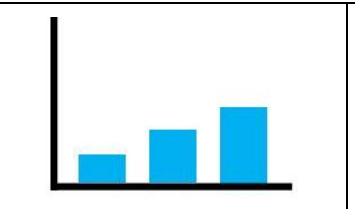
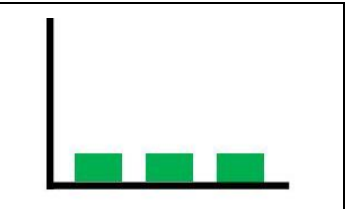
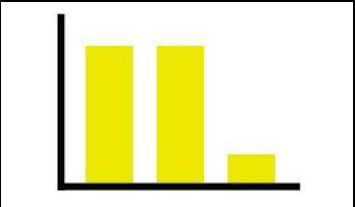
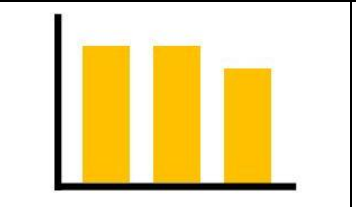
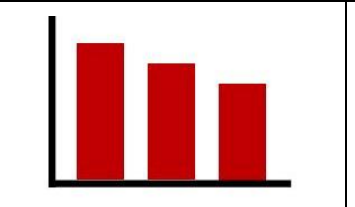
**Preparation**

1. c
2. c
3. b

**1. Check your understanding: true or false**

- |          |          |
|----------|----------|
| 1. True  | 4. True  |
| 2. False | 5. False |
| 3. True  |          |

**2. Check your writing: picture matching – describing changes in bar charts**

			
a sharp rise	a slight rise	a steady rise	no change
			
a sharp fall		a slight fall	
			
a steady fall			

**3. Check your writing: matching – useful language**

- |                               |   |
|-------------------------------|---|
| 1. Introducing your analysis  | 4. Talking about numbers going up         |
| 2. Summarising the main trend | 5. Talking about numbers going down       |
| 3. Expressing a contrast      | 6. Talking about numbers staying the same |

**4. Check your writing: gap fill – prepositions**

- |            |              |
|------------|--------------|
| 1. of      | 4. In        |
| 2. between | 5. from / to |
| 3. in      |              |