

We want to share some very important tips to help you stay safe when you use the internet, so we have made you a special video! If you want to know more about how we keep all our users safe online, read our [Safety page](#) and our [House Rules](#).

Do the preparation task first. Then watch the video and do the exercises to check your understanding. Remember you can read the transcript at any time.

Preparation

Match the vocabulary with the correct definition and write a–h next to the numbers 1–8.

- | | |
|---------------------|---|
| 1..... a profile | a. suggestions about what you think somebody should do |
| 2..... to be online | b. to control or be responsible for something |
| 3..... advice | c. to be connected to the internet |
| 4..... to upload | d. a piece of useful advice |
| 5..... to be nice | e. to be kind and friendly |
| 6..... to manage | f. to copy to a computer system or the internet |
| 7..... a tip | g. a short description of someone |
| 8..... a password | h. a secret word or combination that shows a computer who you are |

1. Check your understanding: true or false

Circle *True* or *False* for these sentences.

- | | | | |
|----|--|-------------|--------------|
| 1. | The video gives you eight tips to help you stay safe online. | <i>True</i> | <i>False</i> |
| 2. | You don't need to be as nice to people online as you are in the real world. | <i>True</i> | <i>False</i> |
| 3. | You should always think carefully about who will be able to see your photos and videos when you upload them to the internet. | <i>True</i> | <i>False</i> |
| 4. | It's OK to post your personal details on websites that you trust and use often. | <i>True</i> | <i>False</i> |
| 5. | You should make sure your pages are only visible to your friends. | <i>True</i> | <i>False</i> |
| 6. | Most websites don't care about their users and don't want to know if you have a problem. | <i>True</i> | <i>False</i> |

- | | | | |
|-----|--|------|-------|
| 7. | Your password should be a short word with no numbers or punctuation, so you can remember it. | True | False |
| 8. | You should ask someone you meet online to send you photos before you meet them in person. | True | False |
| 9. | It's normal to see things online that make you uncomfortable, so just ignore it. | True | False |
| 10. | You should always talk to a parent, teacher or friend about things you don't like or that upset you. | True | False |

2. Check your grammar: reordering

Write the words in the correct order to make the eight tips.

1. nice | Be | to | online. | people
.....
2. Take | what | care | with | you | share.
.....
3. information | personal | Keep | private.
.....
4. privacy | your | settings. | Check
.....
5. Know | report | to | how | posts.
.....
6. passwords | your | safe. | Keep
.....
7. meet | anyone in | Never | you | online. | met | person that
.....
8. that you | something online | tell | If | you see | don't like, | someone.
.....

3. Check your understanding: image matching

Write the tips under the correct image.

Be nice to people online.

Take care with what you share.

Keep personal information private.

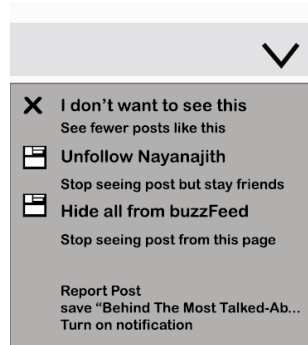
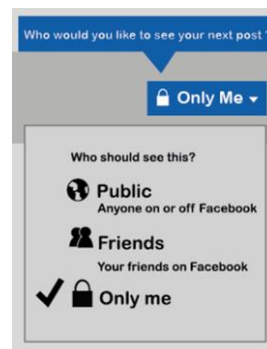

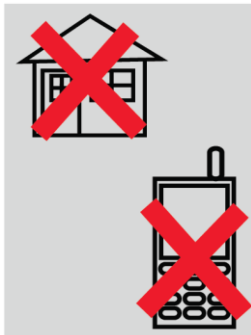
Check your privacy settings.

Know how to report posts.

Keep your passwords safe.

Never meet anyone in person that you met on the internet.

If you see anything online that you don't like or you find upsetting, tell someone you trust.



Discussion

Which tip do you think is the most important?